

# Year 1 Knowledge Organisers Summer Term 1

## RE



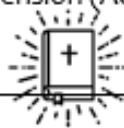
Year 1 - Branch 5

### To the Ends of the Earth

Key Vocabulary	
Emmaus	
Holy Spirit	
Ascension	
Pentecost	
Church	
Glory Be	
Gospel	

What will we learn?	
Retell with increasing detail one of the following accounts: the Road to Emmaus (Lk 24:13-35), the Promise of the Spirit and the Ascension (Acts 1:1-11), Pentecost (Acts 2:1-4).	
Simply sequence the story of Jesus studied from earlier branches (as Luke does in Acts 1:1).	
Make simple connections between the mission of the Church and the mission of Jesus as he announced it at the beginning of Luke's Gospel (Lk 4:16-19).	
Recognise that Catholics celebrate the Ascension of Jesus and Pentecost on special days called holydays.	

Scripture
<ul style="list-style-type: none"><li>• The road to <u>Emmaus</u> (Lk 24:13-35)</li><li>• Promise of the Spirit and the Ascension (Acts 1:1-11)</li><li>• Pentecost (Acts 2:1-4)</li></ul>



# Computing

## Key Skills

Problem Solve

Responsible

Digitally Literate

Purposeful

Sequence

### Computing - Digital Imagery

camera	A device used to take or record pictures of people and objects.
crop	When you change the height and/or width of an image.
delete	To remove from a computer (e.g. text or files, such as images).
download	To save a file from the internet or another computer.
drag and drop	When you move and place text or a file on a computer.
editing software	Any software program that lets you change an image or video in any way.
image	A picture.
import (software)	To place another file into a document, such as an image.
photograph	Still images that are taken by a camera.
resize	To change the height and width of an object.
save as	Lets you name and store a file on a computer.
search engine	A website that lets you search for information on the internet.
sequence	A set order or pattern for something to follow.
smart device	An electronic device connected to other devices or the internet.
storage space	A place for keeping information for future use.
visual effects	The process where images are created or changed.



Tell an adult if you see something online that makes you feel unhappy.

Check that there is enough light.

low light



lights on

Check the camera frame to position your photograph.

frame



Hold the camera still because movement can blur the photo.



motion blur

Make sure you get all of the subject in the photo.



still

### Key facts:

Kapow  
Primary

An example of a sequence: egg-hatching.



Different types of camera:



When taking photographs, remember to:

## Time to THINK

- We are part of God's family.
- Saying sorry to God and each other is important and can mend friendships.
- Jesus cared for others and had expectations of how they'd act
- We should love other people in the same way that God loves us.

### What makes a GOOD or a BAD friend?

GOOD Friend      BAD Friend

### Golden RULE:

Treat PEOPLE how you want them to treat YOU

"In everything, do to others what you would have them do to you."  
Matthew 7:12

# RSE – Ten:Ten Year 1 Summer 1



### Dear GOD,

I know that my behaviour can affect other people.  
Please God, HELP ME TREAT OTHERS WELL.

I know that some behaviour is appropriate, and some behaviour is inappropriate.  
Please God, HELP ME TREAT OTHERS WELL.

I know that all types of teasing and bullying is wrong.  
Please God, HELP ME TREAT OTHERS WELL.

Thank you for showing me through Jesus how to treat others well.  
Amen

### Dear GOD,

I know that I can be unkind sometimes.  
Please God, HELP ME TO REMEMBER TO SAY SORRY.

I know that I can upset other people.  
Please God, HELP ME TO REMEMBER TO SAY SORRY.

I know that when I'm unkind it upsets you too.  
Please God, HELP ME TO REMEMBER TO SAY SORRY.

Thank you that when I say sorry, you forgive me!  
Amen

### My SUPER SPECIAL Squad

WHO is in your special squad?  
WHAT makes them special to you?

### KEY VOCABULARY

God, family, sorry, friendships, special people, trust, love

### Do you think it's ever ok to...

...call someone mean names?	Circle your answer Yes / No / Sometimes
...repeat a rumour about someone?	Yes / No / Sometimes
...tell a secret?	Yes / No / Sometimes
...run and shout as loudly as you can?	Yes / No / Sometimes
...make fun of someone for something they can't do?	Yes / No / Sometimes

## Science

### Key Skills

Explain

Investigate

Observe

Predict

Evaluate


Classify

Question

#### Science - Introduction to plants



#### Plant parts



plant	A living thing that stays in one place and makes its own food from sunlight.
roots	The part of a plant that grows underground.
stem	The part of a plant that grows above ground and keeps the plant upright.
leaf	The green parts of a plant that grow from stems or branches.
flower	The colourful part of a plant where seeds are made.

#### Deciduous trees



Leaves:

- Change colour.
- Fall in winter.
- Are wide and flat.

#### Wild plants



dandelion



daisy

#### Garden plants



lily



rose

#### Deciduous trees



horse chestnut



oak

#### Evergreen trees



holly



pine

#### Evergreen trees



Leaves:

- Always green.
- Tough and waxy.
- Are narrow and needle-like.

# Art

## Key Skills

Create

Plan

Apply

Develop

Explore

Hue	Describing an exact colour: sky blue, dark green, rose pink
Mix	Combining two or more colours together
Pattern	Pattern is a design in which shapes, colours or lines are repeated
Primary colours	Red, yellow and blue
Print	Transferring an image onto another surface, e.g. finger printing
Secondary colours	Orange, green and purple and made by mixing two primary colours together

Artists

Jasper Johns

Clarice Cliff


Primary colours



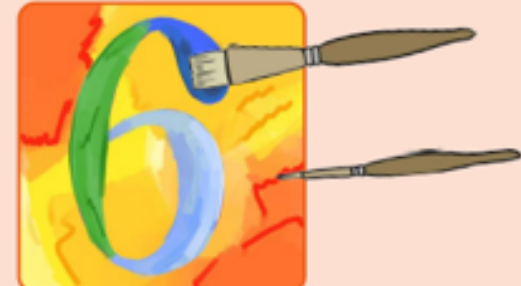
Mix secondary colours



Create patterns by repeating shapes, colours, lines



Different brushes make different marks



Create patterns by printing



Create patterns by printing



# History

## Key Skills

Explore

Identify

Develop

Investigate

Ask Questions

Compare and Contrast

Analyse

Evaluate

### History - How have explorers changed the world?



achievement



explorer\*



voyage



1400 1500 1600 1700 1800 1900 2000 now



Christopher Columbus  
1492

Mary Kingsley  
1893



Matthew Henson  
1909



Dame Ellen MacArthur  
2005

# Music

## Key Skills

Listen

Perform

Create

Explore

Sing

Compose

Produce

Improve



## Knowledge Organiser – Your Imagination – Year 1, Unit 5



### 1 – Listening: Your Imagination

**Find the pulse as you are listening to the music:** Use your imagination as you move, What did you see as you listened and closed your eyes?

**The instruments/voices you can hear:** Keyboard, drums, bass, a female singer. Can you recognise any of these instruments in the other songs?



### 2 – Musical Activities

**Find the pulse!**

- Can you be a pop star finding the pulse?

**Clapping Rhythms**

- Copy and clap back rhythms
- Clap the rhythm of your name
- Clap the rhythm of your favourite colour
- Make up your own rhythms

**Singing** and have fun using your imagination

**Playing instruments** using one or two notes: C or C + G. Which part did you play?

### 3 – Perform & Share

A class performance of Your Imagination – with singing and playing. Introduce your performance to your audience. Can you include some funky moves? Have a fantastic time; enjoy it! Talk about it together afterwards. How did it make you feel? Will you record it?

### Have a think...

What did you like doing best?



Singing?



Playing?



Dancing?



Improvising?



Composing?



Listening?




**Words you need to know:** Keyboard, drums, bass, pulse, rhythm, pitch, improvise, compose, perform, audience, imagination



## Knowledge Organiser Sending and Receiving Year 1

### About this Unit

When we talk about sending a ball, we mean throwing, kicking or hitting it to someone else. Receiving a ball is like catching it or stopping it when it comes to you. So, when your friend sends the ball your way, you use your hands, feet or racket to catch it or stop it from rolling away. It's like giving the ball a gentle hug when it comes to you.



### Ladder Knowledge



### Sending:

Face your body towards your target when sending to help you to balance.  
Look at your partner before sending the ball.

### Receiving:

Watch the ball as it comes towards you.

### Movement Skills

- roll
- throw
- catch
- track
- kick
- receive with feet
- send with racket

This unit will also help you to develop other important skills.

**Social** support others, communication

**Emotional** determination, honesty, independence

**Thinking** comprehension, select and apply skills

### Strategies

For all ball skills use these tips:

Track the ball as it comes towards.  
Point your hand or foot towards your target when sending the ball.  
Cushion the ball as you receive it.

### Healthy Participation

- Make sure unused balls are stored in a safe place.
- Make sure you work in a safe space and show an awareness of others as you use the ball.

### Home Learning

Find more games that develop these skills in the Home Learning Active Families tab on [www.getset4education.co.uk](http://www.getset4education.co.uk)

### Plane in Flight

What you need: a sheet of newspaper, an A4 sheet of paper, a pair of reading glasses, scissors, an adult to help you cut.

#### How to play:

- Draw circles of different sizes on the sheet of newspaper.
- Ask an adult to help you cut them out.
- Make a paper airplane with the A4 paper (use the reading glass to make this on the ground).
- Place your newspaper on flat ground in a clearing and make each of the balls after it slowly.
- Stand 10 metres and throw your airplane so that it travels through every country.

[www.getset4education.co.uk](http://www.getset4education.co.uk)

### Key Vocabulary



catch	overarm	score
defender	partner	send
distance	pass	throw
far	ready position	underarm

If you enjoy this unit why not see if there is a ball game e.g. a basketball club in your local area.



This unit will help you to:

- change direction
- balance
- move different body parts at the same time
- be faster
- move for longer

Head to our youtube channel to watch the skills videos for this unit.

@getset4education136