













Your Action	In a bit more detail	Looking for inspiration
<p>Engage and inform the school community about air pollution to help everyone play their part</p>  <p>Pathway: Community</p>	<p>1) Talk to families about the air pollution actions you are taking at school in your school newsletter</p> <p>Adding air pollution content to your school newsletter will help to inform parents/carers about the problem and what they can do to help tackle it.</p> <p>2) Add a link to the Clean Air Hub on your school website</p> <p>Providing information about air pollution and what people can to do improve it will help people to protect their health and reduce air pollution in the community. The Clean Air Hub is a one-stop shop for information on air pollution.</p> <p>3) Send out text alerts to families informing them of high air pollution days</p> <p>Informing families about high air pollution episodes can help protect people's health.</p> <p>4) Make provisions for those with health issues to stay inside during periods of high air pollution</p> <p>For some students with health conditions such as asthma, air pollution may exacerbate their symptoms. It is important to be aware of the possible implications of high pollution days and have a plan in place.</p> <p>5) Display air pollution information on notice boards around the school</p> <p>Clean Air Day posters and the leaflet helps you to share key information about air pollution and what you can do to avoid it.</p> <p>Co-benefits</p> <p>Helping the school community to understand and act on air pollution will help improve people's health and help meet the school's objectives on reducing air pollution.</p>	<p>The Clean Air Day school resources webpage gives you access to lots of school resources including; sample newsletters, leaflets and other top tips for engaging with the school community on air pollution.</p> <p>Air pollution forecasts can be found on the Clean Air Hub.</p> <p>Look at government guidance on creating individual health care plans.</p> <p>The Department for Environment, Food and Rural Affairs releases air pollution alerts and notifications when pollution levels are high. Visit the website and text your families with the corresponding health advice.</p>


Your Action	In a bit more detail	Looking for inspiration
<p>Ask businesses to help tackle air pollution</p>  <p>Pathway: Community</p>	<p>Businesses play a crucial role in tackling air pollution, both through cutting their own air pollution emissions and by providing solutions to make low air pollution lifestyles easier. Use the student voice to approach local and national companies to ask them do more on air pollution.</p> <p>Co-benefits</p> <p>Involving students in a campaign can help to empower them and build confidence in their ability to make a valuable contribution and to change things within their own lives and communities.</p>	<p>Business for Clean Air Initiative provides guidance and support to help businesses create their own Clean Air Plan.</p>
<p>Ask local decision makers for more action on air pollution</p>  <p>Pathway: Community</p>	<p>Use the student voice and the school community's experience of tackling air pollution to ask local decision makers to do more on reducing air pollution in your local area. Taking part in local decision-making could include: writing to and meeting your local councillors or MP, responding to consultations and/or attending consultation events. Students' experiences and opinions can be very influential.</p> <p>Co-benefit</p> <p>Involving students in a campaign can help to empower them and build confidence in their ability to make a valuable contribution and to change things within their own lives and communities.</p>	<p>Living Streets have a guide to getting involved in air quality consultations.</p> <p>Unicef have a guide to involving children in local decision making.</p> <p>Clean Air Day provide a template letter to a councillor.</p> <p>A joint investigation by the Guardian and Greenpeace's investigations unit has revealed which schools across the UK are in air pollution hotspots. This is a useful tool to support your conversations with local decision makers.</p> <p>Check out our case study of a school tackling pavement parking with teddy bears in Newcastle.</p> <p>Take a look at our case study of a school campaigning against idling cars in Greater Manchester.</p>

Your Action	In a bit more detail	Looking for inspiration
<p>Reduce non-food waste in the dining room</p>  <p>Pathway: Culture</p>	<p>This can reduce plastic and other waste streams created by the school canteen.</p> <p>School canteens can produce lots of non food waste such as throw away plates, cutlery, cups, drink cartons and various types of food wrapping. The simple question is can more sustainable options be found?</p> <p>1) Working with the Eco team to organise a non-food waste audit with the kitchen.</p> <p>2) Analyse the findings and create an action plan with the kitchen staff, pupils and the business manager to reduce waste. Consider whether compostable plates can be composted, if a dish washer would be better or if food could be stored better.</p> <p>Co-benefits</p> <p>This could reduce costs and the school's carbon footprint.</p>	<p>By joining Food for Life you can get support materials. Oxfordshire has provided a useful resource to help you think through non-food waste.</p> <p>This action supports the key area of "our production and consumption of resources" which is part of the GMCA's 5 year environment plan.</p>
<p>Receive a free talk or workshop from WaterAid</p>  <p>Pathway: Curriculum</p>	<p>It is important for students to understand that even in the rainy UK it is important to look after our water.</p>	<p>WaterAid's trained speakers are experts in water, sanitation and hygiene. Speakers can give an online talk or workshop to your group about WaterAid's work to tackle COVID-19, climate change, periods and more!</p> <p>Book a free talk or workshop.</p>
<p>Fundraise for WaterAid</p>  <p>Pathway: Community</p>	<p>Clean water, decent toilets and good hygiene are basic human rights. They should be a normal part of daily life for everyone, everywhere "but they aren't. WaterAid work on making these basic rights accessible for millions of people across the world as well as supporting communities to breakthrough from poverty and change their lives for good.</p> <p>Co-benefits</p> <p>Students learn how to organise events and are united in compassion to raise money for a cause.</p>	<p>There are loads of great ways to raise money for WaterAid at your school, with activities that kids will love. WaterAid provides you ideas, resources, templates and more to help schools organise fundraising events.</p>

Your Action	In a bit more detail	Looking for inspiration
<p>Run a Clean Air Day assembly</p>  <p>Pathway: Curriculum</p>	<p>Spread awareness throughout your whole school community on the issue of air pollution and how it impacts our health as well as the environment.</p> <p>Co-benefits</p> <p>This is a good opportunity for students to gain confidence in presenting to a group.</p>	<p>For Clean Air Day, Global Action Plan created a collection of school resources to inspire schools to create cleaner air.</p> <p>If you are new to the topic there are learning resources for KS1, 2 & 3 available.</p> <p>If you are keen on involving a whole year group or the entire school, they also provide an assembly pack that includes a PowerPoint and plan that can be used by teachers, volunteers or adapted for students to run an in person or digital assembly on clean air.</p>
<p>Create an outdoor classroom</p>  <p>Pathway: Campus</p>	<p>Teaching outside is good for young people's health, fitness and well-being.</p> <p>An outdoor classroom is about defining an area where learning can occur. It can be as simple as using sawn logs to create a seating area, building a wooden roofed structure or landscaping an amphitheatre.</p> <p>1) Consider the sites available and the kind of classroom you want to provide.</p> <p>2) If it is forest school style it can be as simple as sourcing logs and an awning;</p> <p>3) If you need a wooden structure or the area needs landscaping you will need to find a suitable organisation to deliver your goals.</p> <p>Co-benefits</p> <p>It is good for pupils to gain knowledge of local fauna and flora.</p>	<p>To create your own outdoor classroom you are likely to need sustainably sourced logs and woodchip. Treestation have a Community Benefit Scheme for their sustainably sourced wood-based products. There are also plenty of organisations that can help build structures or re-landscape an area. The Lancashire Wildlife Trust, Sow the City can help create a forest school's area whilst Groundwork can also re-landscape.</p> <p>This action supports the key area of "our natural environment" which is part of the GMCA's 5 year environment plan.</p>
<p>Completed</p> <p>Sign up to the TOW newsletter, to keep up to date with the latest news, events and resources</p>  <p>Pathway: Community</p>	<p>The Transform Our World (TOW) website, is a dynamic hub with a huge pool of environmental resources for teachers to freely use.</p> <p>Through signing up to the monthly TOW newsletter, you will receive helpful links to the most up to date and relevant resources as well as hearing about important news and events, to keep you fully informed and engaged along your climate action journey.</p>	<p>Go to edit your TOW profile, and tick yes under 'receive news and updates from Transform our World and the latest about the Youth Climate Summit.'</p>

Your Action	In a bit more detail	Looking for inspiration
<p>Completed</p> <p>Raise funds for your school or other causes by recycling unwanted clothes</p>  <p>Pathway: Community</p>	<p>When clothing is thrown away it goes to landfill sites. These landfill sites do not provide an atmosphere where clothing can biodegrade which leads to the clothing releasing harmful greenhouse gases.</p> <p>If we recycled 100 million lbs of our pre-loved clothing that would be the same as taking 35,000 cars off of the road.</p> <p>Co-benefits</p> <p>This action redirects and stops unwanted clothes going to landfill, develops students' awareness of textile recycling. Money could be raised for school or a charity.</p>	<p>Recycle 4 School help organise collections of good quality unwanted clothing by encouraging parents, students and staff to recycle their unwanted items, and make a BACS payment into your school fund within 5 working days of the collection.</p> <p>The Recycle 4 School scheme is designed to develop students awareness of textile recycling while providing them with a platform to generate much needed funds for their chosen cause.</p> <p>Alternatively, be creative! Contact the Stitched Up team here, and enquire about a re-fashioning session at your school.</p>
<p>Completed</p> <p>Organise school staff CPD sessions relating to Climate and Sustainability</p>  <p>Pathway: Curriculum</p>	<p>Climate change and sustainability is a big topic, and we are not expected to know all the answers. However, whatever your role in a school and stage of your journey you are at, there is more training that you can do.</p>	<p>UK Schools Sustainability network have created an Inset training video for all Secondary school staff and includes thoughts, ideas and tips from over 30 individuals from across the UK - including teachers, students and representatives from various organisations - culminating in a call to action from Lord Jim Knight, former Minister of State for Schools. It is aimed at secondary schools and sixth-form colleges but some sections will be relevant to primary schools and other educational settings. All involved has rallied together to produce this short introduction to the issues of climate and sustainability, resources, what you can do and who is out there to support you.</p> <p>There are also various other free and paid (marked by a £) CPD options on the Transform Our World website.</p>

Your Action	In a bit more detail	Looking for inspiration
<p>Completed</p> <p>Designate a No Mow Zone in the school grounds</p>  <p>Pathway: Campus</p>	<p>Leaving an area of grass to grow is beneficial for biodiversity.</p> <p>Leaving an area of grass to grow wild can simply mean not cutting the grass in the Spring. The grass will grow and wild flowers are likely to appear, but it will need cutting back in late Summer.</p> <p>1) Talk to senior leaders to contact and discuss the No Mow Plan with the grounds maintenance team.</p> <p>2) Agree a new mowing regime depending on how you want to manage the area. Wild flowers will grow through the grass but it will not be a wild flower meadow as this needs the grass to be removed and the area seeded.</p> <p>3) Work with the Eco team or classes to compare the biodiversity before the grass grows and when it is long.</p> <p>Co-benefits:</p> <p>Having wildlife in the grounds can be woven into a richer curriculum.</p>	<p>The No Mow May project advises that grass is not mown during the month of May. If you want to create a wild area go to The Wildlife Trust. If you want information on creating a wild flower meadow go to the RHS.</p> <p>This action supports the key area of "our natural environment" which is part of the GMCA's 5 year environment plan.</p>
<p>Completed</p> <p>Plant trees</p>  <p>Pathway: Campus</p>	<p>Trees absorb carbon dioxide and provide oxygen, improve air quality, retain water, cool air and provide valuable habitat.</p> <p>Planting trees implies buying, or sourcing, small whips or larger trees and finding the right space in the school grounds where they can grow. But it could also mean creating a tree nursery and growing trees from seed.</p> <p>1) Assess your site and consider the soil and how the trees will grow across their lifetime.</p> <p>2) Consider if you want to bring in an organisation to support or,</p> <p>3) Consider the equipment needed to plant the trees and whether they will need safe-guarding from being strimmed, trampled or eaten.</p> <p>4) Consider who will help to plant them - the whole school, or a class, or the Eco team.</p> <p>5) Consider how they will be maintained in the future.</p> <p>Co-benefits</p> <p>They are proven to increase our sense of well-being.</p>	<p>City of Trees have a school tree planting programme and can organise a day's planting. The Woodland Trust will send schools free packs of small tree whips. Smaller trees easily get damaged so it might be better to find a programme where larger trees can be planted.</p> <p>This action supports the key area of "our natural environment" which is part of the GMCA's 5 year environment plan.</p>

Your Action	In a bit more detail	Looking for inspiration
<p>Completed</p> <p>Take part in RSPB's Wild Challenge</p>  <p>Pathway: Campus</p>	<p>By taking part in RSPB's Wild Challenge Award, your school will increase biodiversity in the school grounds to help insects and wildlife thrive.</p> <p>Co-benefits</p> <p>Increases biodiversity and gets students out in nature which has a positive impact on wellbeing.</p>	<p>RSPB's Wild Challenge Award, not only provides schools awards for their efforts to increase biodiversity but, provides educators structure to follow which supports enriching curriculum delivery and builds children's lasting emotional connection to nature.</p> <p>Coupled with actions to support nature, Wild Challenge Award has an equal number of experiencing nature activities which provide excellent creative stimulus and build time for children to reflect on the awe and wonder of nature. Wild Challenge helps to build children's sense of agency. They develop the passion to make change happen whilst feeling empowered by the impact their actions have on the nature around them.</p>