



# 2:5 To the Ends of the Earth



## Key Vocabulary

Holy Spirit



Ascension



Pentecost

Saul

prayer

Fruits of the Spirit



Scripture  
/ Church  
Document

- Jesus appears to the apostles and the Ascension (Lk 24:36-53)
- Pentecost and Peter talks to the crowd (Acts 2:1-9, 12-13)
- Conversion of Saul (Acts 9:1-19)
- Fruits of the Holy Spirit (Gal 5:22-23)



CST

Dignity of  
workers

## What will we learn?

Sequence the events from the Resurrection of Jesus to the coming of the Holy Spirit at Pentecost.

Know that St Luke wrote a gospel containing an account of the life of Jesus and the Acts of the Apostles about the early Church.

Retell the story of the Conversion of Saul (Acts 9:1-19).

Recognise that the description of the fruits of the Spirit is taken from one of St Paul's letters (Gal: 5:22).

Recognise that Christians believe the Holy Spirit opens their heart to God, helping them to pray and develop habits of good behaviour towards themselves and other people.

Name the fruits of the Holy Spirit and make simple links between the lives of some saints or holy people and how the fruits of the Holy Spirit were shown in their lives.

# Year 2 Knowledge Organisers Summer 1

## Art

Plan

Develop

Apply


Create

Explore


Year 2 - Painting and mixed media


















**Mixing secondary colours**



**Painting tools can make textures**



	+		=	
	+		=	
	+		=	

	+		=	
	+		=	



# Unit: 2.6 Creating Pictures

Learning intention: To experience techniques to create a variety of art styles using electronic tools.

## Computing skills

- Problem solve
- Responsible
- Digitally literate
- Purposeful
- Sequence



### palette tools

**colours**

**eraser**

**dilute colour**

**paint fill**

**stroke width**

**eCollage**

**stamp design**

**colour depth**

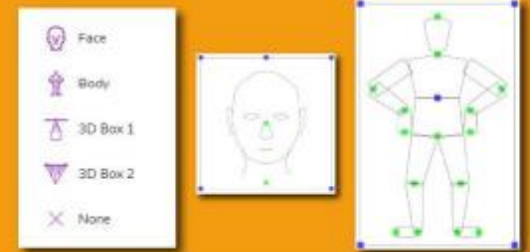
**stamp size**

**preview**

### paint effects



### outline guides



### paint styles

**Impressionism**

**Pointillism**

**Modernism**

**Art Nouveau**

vertical

parallel

horizontal

rotational symmetry

# History

Ask questions Develop Investigate Explore Identify Compare and contrast Analyse Make Deductions Evaluate

## What is a monarch?



battle	A fight between two armies.
conquer	To take control of a country.
defend	Resist an attack.
invade	To take over a country.
power	Having the authority to make important decisions on behalf of a country.
rule	To be in charge.



## Bayeux Tapestry

A long piece of decorated fabric that tells the story of the Norman Conquest of England in 1066.

## Coronation



A special religious ceremony where a new king or queen is crowned.

Queen Elizabeth II's Coronation, 1953.

Credit: Chronicle / Alamy Stock Photo

## Absolute monarchy



William the Conqueror, 1066

## Constitutional monarchy



King Charles III, 2022.

Credit: UK Parliament / Roger Harris  
Contributor: Xinhua / Alamy Stock Photo

# History

Ask questions Develop Investigate Explore Identify Compare and contrast Analyse Make Deductions Evaluate

What is a monarch?



Iron Age fort



Concentric castle



Fortified manor house



Credit: Peter Jordan / Alamy Stock Photo

Motte-and-bailey castle



Stone keep castle



Parts of a castle



# Music

Listen Perform Create Explore Sing Compose Produce Improve



## Knowledge Organiser – Friendship Song – Year 2, Unit 5



### 1 – Listening: Friendship Song

**Find the pulse as you are listening to the music:** Dance, move, sway with your friends

**Instruments/voices you can hear:** Keyboard, drums, bass, a female singer, a glockenspiel



### 2 – Musical Activities

**Find the pulse!**

- You can decide how to find the pulse!

**Clapping Rhythms**

- Clap the rhythm of your name
- Clap the rhythm of your favourite colour
- Make up your own rhythms

**Singing** in two-parts

**Playing instruments** using up to three notes – C or E and G. *Which part did you play?*

**Improvise** using the notes C + D

- Challenge 1** Clap and improvise
- Challenge 2** Sing, Play and improvise
- Challenge 3** Improvise

*Which challenge did you get to?*

**Compose** a simple melody using simple rhythms, choosing from the notes C + D or C, D or E. *Which notes did you use?*

### 3 – Perform & Share

A class performance of Friendship Song. Introduce your performance to your audience. Can you include some funky moves? Have a fantastic time; enjoy it! Talk about it together afterwards. How did it make you feel? Will you record it?

### Have a think...

*What did you like doing best?*



*Singing?*



*Playing?*



*Dancing?*



*Improvising?*



*Composing?*



*Listening?*



**This unit is about being friends**

**Words you need to know:** Keyboard, drums, bass, glockenspiel, pulse, rhythm, pitch, improvise, compose, perform, audience, melody, dynamics, tempo

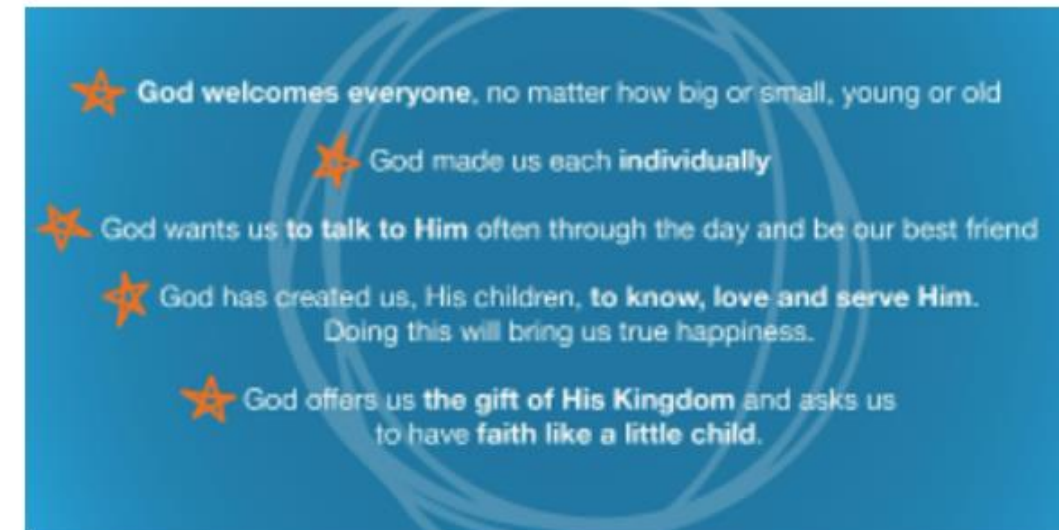
RSE  
skills

- Discuss
- Empathise
- Listen to Others
- Sensitive
- Brave
- Accepting
- Understanding
- Share thoughts and ideas
- Respect
- Honesty

Key Vocabulary

God  
Individual  
Unique  
Special  
Create  
Gospel  
Clean  
Healthy  
Gender  
Body parts

# TEN: TEN



## Science Skill

Explain  
Classify  
Observe  
Question  
Investigate

## Science - Plant growth

leaves	They use light to make food for the plant.
roots	They take up water and nutrients from the soil.
flowers	They make seeds so new plants can grow.

- Seeds contain a store of **energy**.
- **Germination** is when a new plant starts to grow.
- A seed needs **water** and **warmth** to germinate.



The **shoot** is the first green part of a plant to grow from a seed.

### Bulbs

Rounded roots from which new plants can grow.



## What do plants need for healthy growth?



water



light



warmth

## Plant life cycle

